

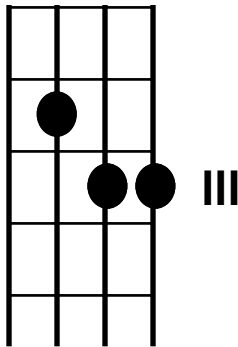
C Major Triads

Drop-2 Method

There are only three places to play a drop-2 C Major triad on the top three courses in closed position:

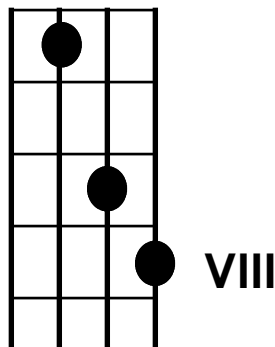
C major

X



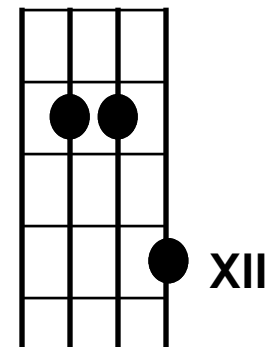
(from the 5th)

X



(from the root)

X



(from the 3rd)

(i.e. the highest note is the 3rd)

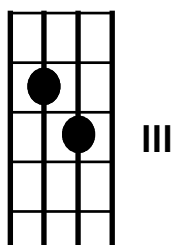
You should memorize:

- 1) The shape of these three fingerings
- 2) The lead (highest) note

Be sure to associate the function of the highest note with the fingering

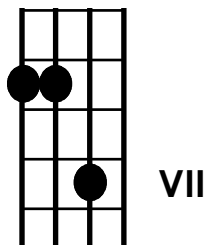
Once you have memorized these three fingerings and associated them with their lead notes, it will be easy to apply these shapes to the lower three courses:

0 X



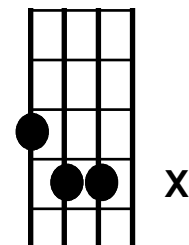
(from the root)

X



(from the 3rd)

X



(from the 5th)